




Raspbian Jesse



This page is for the things I learn on my Linux travels. Mainly this (at the time of writing) due to several Linux based products in my workplace (CentOS based) and the truly amazing Raspberry Pi range. I have not yet decided whether to split the Linux page in to two sub categories to reflect this.

The commands here will work regardless of the Raspberry Pi hardware (not sure about the compute module) but will work with the Raspberry Pi1/2/3 and Zero.

It is worth noting that a lot of these commands will work with other Linux distros, you just need to leave the **sudo** part off.

- [Show/Set Date and Time](#)
- [Update Raspbian](#)
- [42 Most Useful Raspberry Pi Commands](#)
- [Configure Static IP Address](#)
- [Setup WiFi from Command Line Console](#)
- [Restart Network](#)
- [Change Password](#)
- [Add New Raspbian User](#)
- [Delete Raspbian User](#)
- [Identify and Mount a Drive](#)
- [Mount USB Drive on Boot](#)
- [Using Aliases in Raspbian](#)
- [Remove Directory](#)
- [Remove Package](#)
- [My Backup Pi Scripts](#)
- [RDP to Raspberry Pi](#)
- [Enable Remote Access to GPIO Pins](#)
- [Speed Test from the Command Line](#)
- [Check Pi CPU Temp](#)
- [Run Program at Boot](#)
- [Boot Log](#)
- [Update Kernel](#)
- [Check PHP Version](#)

From:
<http://cameraangle.co.uk/> - WalkerWiki - wiki.alanwalker.uk

Permanent link:
http://cameraangle.co.uk/doku.php?id=raspbian_jesse&rev=1485697359

Last update: 2023/03/09 22:35

