

Origin Server Credential Test

Jan 2017

This is a short document outlining a simple test to ensure that the credentials and publishing point in a multiscreen system are valid. For the Origin servers that we use in Demonstrations, WebDAV is used, and while there is a way to change the WebDAV password, there isn't a way that I have found to check the password. The following tool will allow this (it will allow you to test a password, but not find out what a password is if it is forgotten).

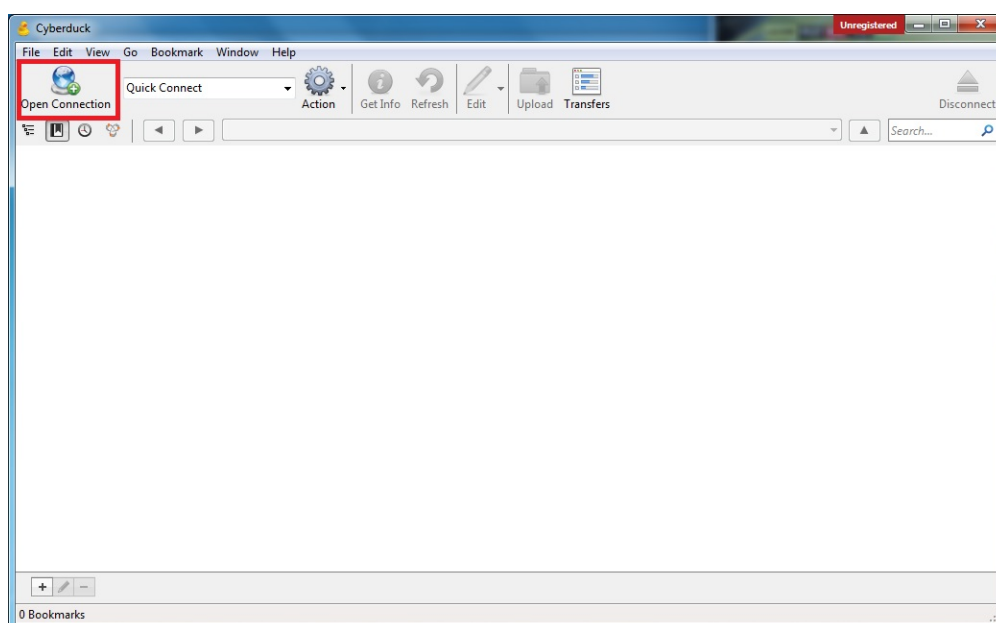
Cyberduck is the tool that we are going to use, and the homepage for the developer is as follows:

[Cyberduck](#)

cyberduck-installer-5.2.3.21496.zip

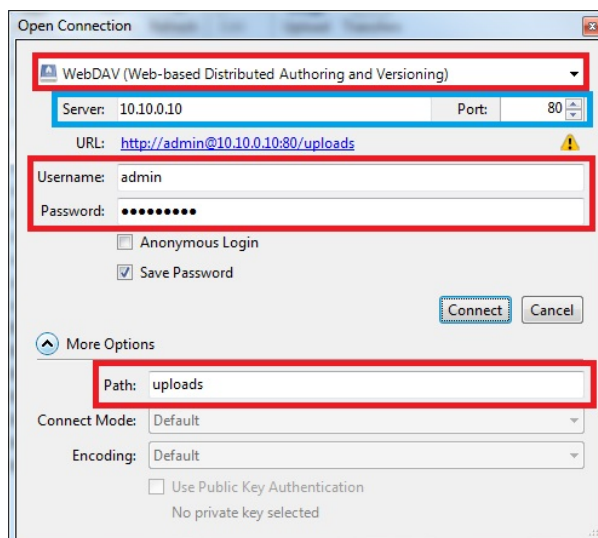
Download and install the software. Once running, follow the steps in this guide.

The initial screen will look as follows:



Click the 'Open Connection' button in the top left.

This page is where we specify our connection details.



Select WebDAV (Web-based Distributed Authoring and Versioning)

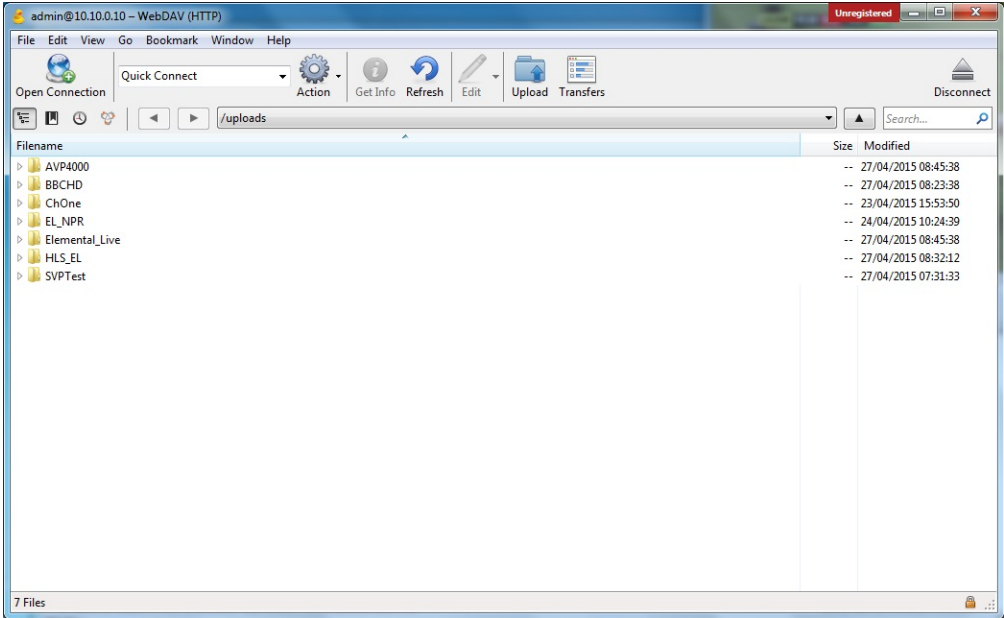
Select the Server IP (The data NIC) the port is 80 unless you have changed it.

Username/Password (for demos units, admin/3nvivio_!)

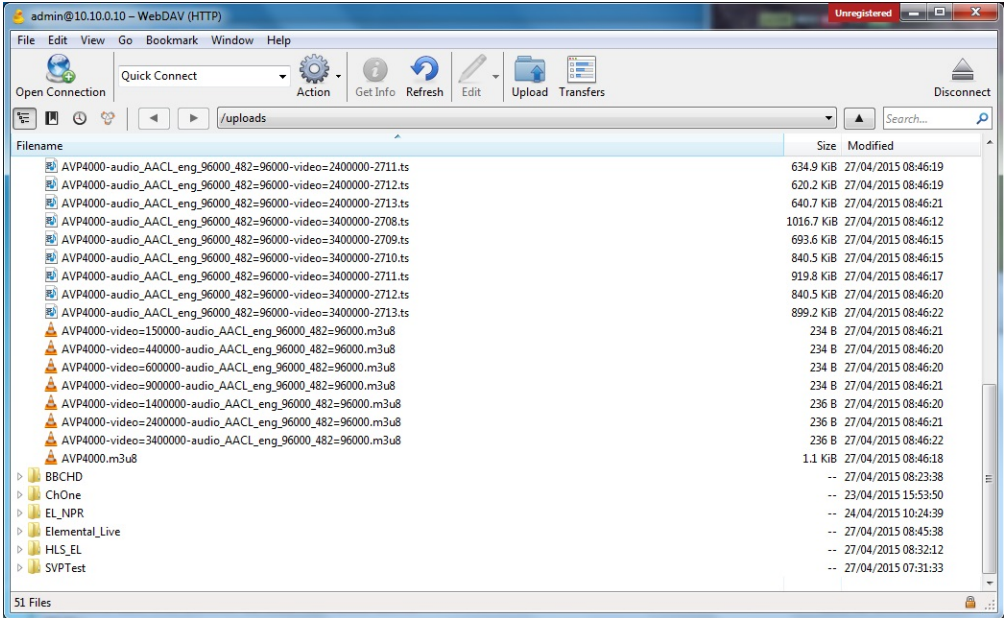
Path (for demos units, all streams are under uploads/...)

Once completed, click 'Connect'

If the credentials are correct, you should see something similar to below.



What we can see here is a list of folders that exist in the 'uploads' folder. If the uploads folder is empty you will not see anything here, create a couple of test folders in uploads and try again.



If you expand one of the folders, its contents will be displayed (if there is anything in the folder).

From:

<http://cameraangle.co.uk/> - WalkerWiki - wiki.alanwalker.uk

Permanent link:

http://cameraangle.co.uk/doku.php?id=origin_server_credential_test&rev=1483973422

Last update: **2023/03/09 22:35**

